

Bifacial Cell Module Technologies

Half Cut Cell Technology

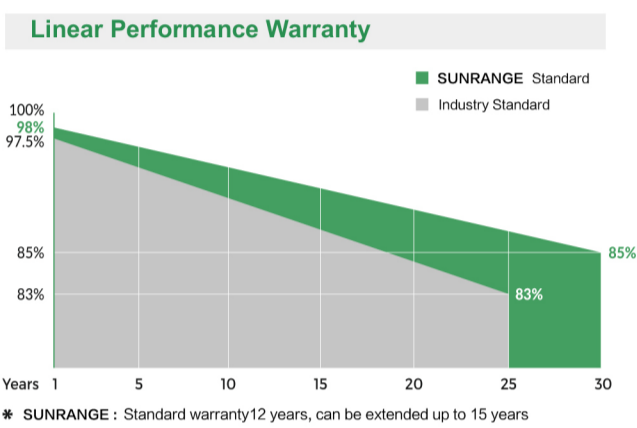
Less Hot Spot Shading Effects

Gallium-doped Technology

Anti-PID Performance Low LID

Enduring High Reliability & Performance

TRANSPARENT / WHITE



### Insured By

### Comprehensive Certificates

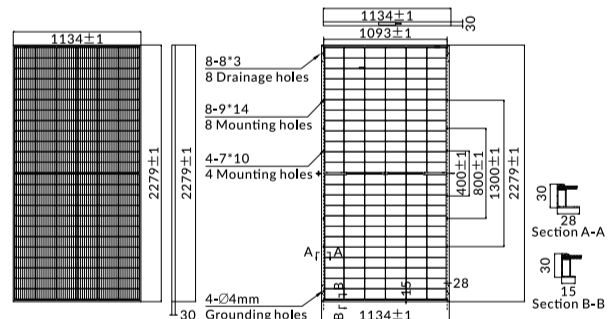
- ♦ ISO9001:2015 QMS
- ♦ ISO14001:2015 EMS
- ♦ ISO45001:2018 OHSMS
- ♦ IEC61215/IEC61730 Standard Quality
- ♦ IEC61701/IEC62716 Salt/Mist/Ammonia Tests

Anhui Sunrange New Energy Technology Co., Ltd.  
 Add: 8th Floor, Block G, Phase III, 1201 Huafeng Road Shushan District, 230031 Hefei, China  
 Tel: +86 199 0966 3060  
 Email: info@sunrangepv.com  
 Website: www.sunrangepv.com

## Mono I 530 – 550W BIFACIAL DG

### MECHANICAL CHARACTERISTICS

Solar Cells	Mono
No. of Cells	144 (6x24)
Dimensions	2279 x 1134 x 30mm
Weight	31.5kg
Front Glass	2.0mm coated semi-tempered glass
Back Glass	2.0mm semi-tempered glass
Junction Box	Ip68 rated (3 by pass diodes)
	4.0mm <sup>2</sup>
Output Cables	300mm (+) / 300mm (-)
	Length can be customized
Connectors	Mc4 compatible
Mechanical load test	5400Pa



### ELECTRICAL PARAMETERS

POWER CLASS	SRD72P-530M		SRD72P-535M		SRD72P-540M		SRD72P-545M		SRD72P-550M	
	STC	NMOT	STC	NMOT	STC	NMOT	STC	NMOT	STC	NMOT
Maximum power (Pmax)	530W	393W	535W	397W	540W	401W	545W	405W	550W	409W
Open Circuit Voltage (Voc)	49.74V	44.85V	49.89V	45.13V	50.04V	45.41V	50.18V	45.69V	50.32V	45.97V
Short Circuit Current (Isc)	13.62A	11.26A	13.69A	11.30A	13.76A	11.34A	13.83A	11.38A	13.90A	11.42A
Voltage at Maximum power (Vmpp)	41.63V	37.08V	41.80V	37.31V	41.96V	37.55V	42.12V	37.78V	42.28V	38.01V
Current Maximum Power (Impp)	12.73A	10.60A	12.80A	10.64A	12.87A	10.68A	12.94A	10.72A	13.01A	10.76A
MODULE EFFICIENCY (%)	20.52%		20.71%		20.90%		21.10%		21.29%	

STC: Irradiance 1000W/m<sup>2</sup>, cell temperature 25°C, AM1.5G    NMOT: Irradiance 800W/m<sup>2</sup>, ambient temperature 20°C, wind speed 1m/s, AM1.5G

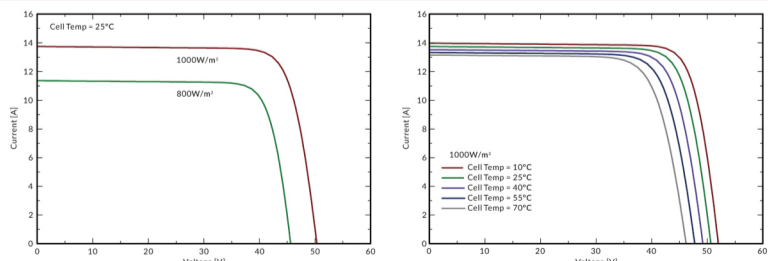
### BIFACIAL OUTPUT-REAR SIDE POWER GAIN

	5%	15%	25%
Maximum power (Pmax)	557W	610W	663W
Module Efficiency STC (%)	21.54%	23.59%	25.65%
Maximum power (Pmax)	562W	615W	669W
Module Efficiency STC (%)	21.75%	23.82%	25.89%
Maximum power (Pmax)	567W	621W	675W
Module Efficiency STC (%)	21.95%	24.04%	26.13%
Maximum power (Pmax)	572W	627W	681W
Module Efficiency STC (%)	22.15%	24.26%	26.37%
Maximum power (Pmax)	578W	633W	688W
Module Efficiency STC (%)	22.36%	24.48%	26.61%

### PACKING CONFIGURATION

	20'GP	40'HQ
Container	20'GP	40'HQ
Pieces per pallet	36	36
Pallets per container	5	20
Pieces per container	180	720

### I-V CURVE



### OPERATING CHARACTERISTICS

Operating Module Temperature	-40°C to +85°C
Maximum System Voltage	1500 DC (IEC)
Maximum Series Fuse Rating	25A
Power Tolerance	0/+5W

### TEMPERATURE CHARACTERISTICS

Nominal Operating Temperature (NMOT)	45±2°C
Temperature Coefficient of Pmax	-0.32%/°C
Temperature Coefficient of Voc	-0.26%/°C
Temperature Coefficient of Isc	+0.046%/°C

Note: The specifications, data and technical characteristics provided in this data sheet are subject to changes due to continuous R&D, product innovation and improvement. SUNRANGE reserves the right to modify the information any time without prior notice.