

# 415-435W Mono FULL BLACK

108 Half-Cell Layout

182mm Cell



N-TOPCon Cell Technology



Full Black Appearance for Aesthetic Effect



SMBB Half Cut Cell Technology



Excellent Anti-PID Low LID Performance



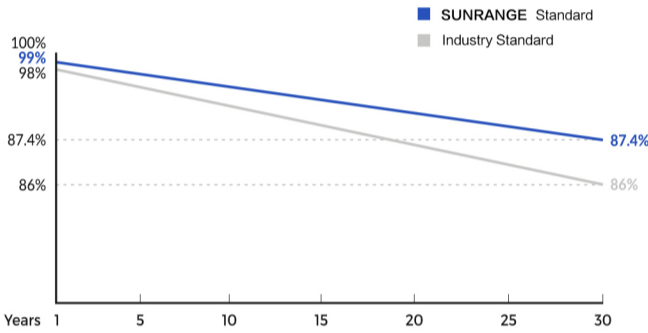
Less Hot Spot Shading Effects



Higher Power Output Lower BOS & LCOE



## Linear Performance Warranty



\* SUNRANGE: Standard warranty 15 years, can be extended up to 20 years.

## Insured By



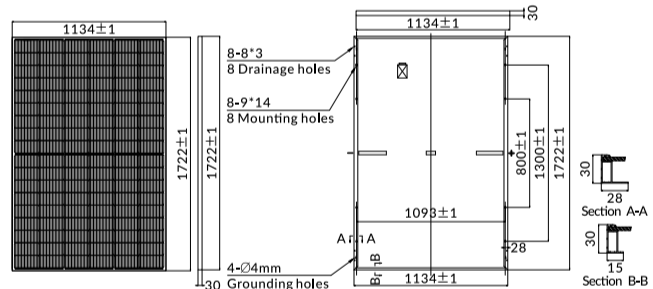
## Comprehensive Certificates

- ISO9001:2015 QMS
- ISO14001:2015 EMS
- ISO45001:2018 OHSMS
- IEC60068-2-68 Dust & Sand
- IEC61701 Salt Mist Corrosion
- IEC716 Ammonia Corrosion
- IEC61215/IEC61730 Standard Quality



## MECHANICAL CHARACTERISTICS

Solar Cells	N-type Mono
No. of Cells	108 (6x18)
Dimensions	1722 x 1134 x 30mm (35mm)
Weight	20.5kg
Front Glass	3.2mm coated tempered glass
Frame	Anodized aluminium alloy
Junction Box	Ip68 rated (3 by pass diodes)
Output Cables	4.0mm <sup>2</sup>
Frame Size	300mm (+) / 300mm (-) or customized
Connectors	Mc4 compatible
Mechanical load test	5400Pa



## ELECTRICAL PARAMETERS

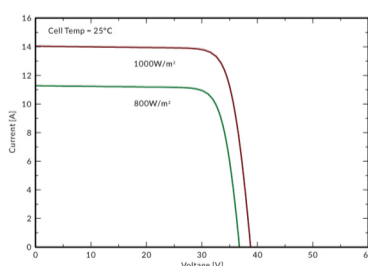
POWER CLASS	SR54P-415N		SR54P-420N		SR54P-425N		SR54P-430N		SR54P-435N	
	STC	NMOT	STC	NMOT	STC	NMOT	STC	NMOT	STC	NMOT
Maximum power (Pmax)	415W	311W	420W	315W	425W	319W	430W	323W	435W	327W
Open Circuit Voltage (Voc)	38.34V	36.54V	38.57V	36.74V	38.81V	36.95V	39.04V	37.15V	39.27V	37.35V
Short Circuit Current (Isc)	13.89A	11.18A	13.96A	11.24A	14.03A	11.30A	14.10A	11.36A	14.17A	11.42A
Voltage at Maximum power (Vmpp)	32.02V	29.45V	32.23V	29.66V	32.44V	29.87V	32.65V	30.07V	32.85V	30.28V
Current Maximum Power (Impp)	12.96A	10.56A	13.03A	10.62A	13.10A	10.68A	13.17A	10.74A	13.24A	10.80A
MODULE EFFICIENCY (%)	21.25%		21.51%		21.76%		22.02%		22.28%	

STC: Irradiance 1000W/m<sup>2</sup>, cell temperature 25°C, AM1.5G NMOT: Irradiance 800W/m<sup>2</sup>, ambient temperature 20°C, wind speed 1m/s, AM1.5G

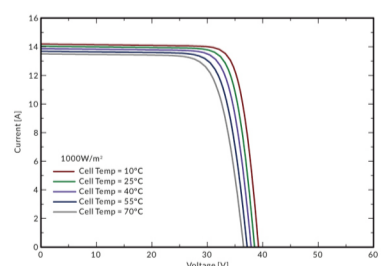
## PACKING CONFIGURATION

Container	40'HC (30mm)	40'HC (35mm optional)
Pieces per pallet	36	31
Pallets per container	26	26
Pieces per container	936	806

## I-V CURVE



## SR54P-430N



## OPERATING CHARACTERISTICS

Operating Module Temperature	-40°C to +85°C
Maximum System Voltage	1500 DC (IEC)
Maximum Series Fuse Rating	25A
Power Tolerance	0/+5W

## TEMPERATURE CHARACTERISTICS

Nominal Operating Temperature (NMOT)	45±2°C
Temperature Coefficient of Pmax	-0.29%/°C
Temperature Coefficient of Voc	-0.25%/°C
Temperature Coefficient of Isc	+0.045%/°C

Note: The specifications, data and technical characteristics provided in this data sheet are subject to changes due to continuous R&D, product innovation and improvement. SUNRANGE reserves the right to modify the information any time without prior notice.

Anhui Sunrange New Energy Technology Co., Ltd.

Add: 8th Floor, Block G, Phase III, 1201 Huafeng Road Shushan District, 230031 Hefei, China

Tel: +86 199 0966 3060

Email: info@sunrangepv.com

Website: www.sunrangepv.com